



**Fisher
Bioblock Scientific**

Parc d'innovation - BP 50111 - F67403 illkirch cedex

France

tél 03 88 67 14 14
fax 03 88 67 11 68
email infos@bioblock.fr
www.bioblock.com

Belgique / België

tél 056 260 260
fax 056 260 270
email belgium@bioblock.com
www.bioblock.be

España

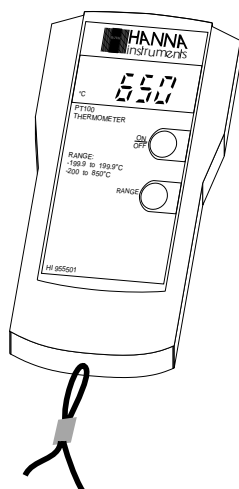
tfno 91 515 92 34
fax 91 515 92 35
email ventas@bioblock.com
www.es.fishersci.com

1

Instruction Manual

HI 955501

Portable PT100 Thermometer



This Instrument is in Compliance with the CE Directives



2

Dear Customer,

Thank you for choosing a Hanna Instruments Product.

Please read this instruction manual carefully before using the instrument. This manual will provide you with all the necessary information for the correct use of the instrument, as well as a more precise idea of its versatility in a wide range of applications.

This instrument is in compliance with the CE directives EN 50081-1 and EN 50082-1.

TABLE OF CONTENTS

Preliminary Examination	1
General Description	1
Functional Description & Specifications	2
Operational Guide	3
Display Code Guide	4
Calibration	4
Battery Replacement	5
Shockproof Rubber Boots	6
Accessories	7
Warranty	8
CE Declaration of Conformity	9

*ISO 9000 Certified
Company since 1992*

PRELIMINARY EXAMINATION

Remove the instrument from the packing material and examine it carefully to make sure that no damage has occurred during shipment. If noticeable damage is evident, notify your Dealer.

HI 955501 comes supplied with:

- 9V battery
- instruction manual.

Note: Save all packing material until you are sure that the instrument functions correctly. All defective items must be returned in their original packing.

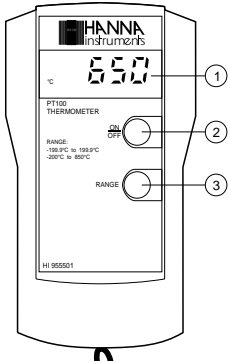
GENERAL DESCRIPTION

HI 955501 allows temperature measurement using interchangeable PT100 probes.

HI 955501 allows temperature measurements with two different resolutions: 0.1°C between ±199.9 and 1°C outside.

Standard features include low battery detection and self-explanatory symbols to remind the user of the operating mode or condition.

FUNCTIONAL DESCRIPTION
AND SPECIFICATIONS



1. Liquid Crystal Display
2. ON/OFF Key
3. Range Key


Range	-199.9 to 199.9°C -200 to 850°C
Resolution	0.1°C (±199.9°C) 1°C (outside)
Accuracy	for one year, excluding probe error
Low Range	±0.2°C & ±1 digit (-120 to 200°C) ±1°C & ±1 digit (outside)
High Range	±1°C & ±1 digit (-170 to 450°C) ±1% F.S. & ±1 digit (outside)
Typical EMC Deviation	±0.5°C
Probe	HI 768 series (not included)
Battery Type	9V
Life	150 hours of continuous use
Environment	0 to 50°C (32 to 122°F) 95% RH
Dimensions	143x80x38 mm(5.6x3.2x1.5")
Weight	320 g (11.3 oz.)

OPERATIONAL GUIDE

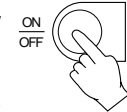
INITIAL PREPARATION

Slide the battery cover off the rear of your thermometer.

Remove the battery and unwrap it prior to connection to the battery connector. Insert the 9V battery and replace the cover.

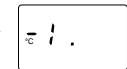


To switch on, press the ON/OFF key on the front of the unit.



If a temperature probe is plugged in, the unit will display the temperature.

If not plugged in, the display will show "-1.°".

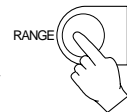


To switch your thermometer off, press the ON/OFF key again.

MEASUREMENT RESOLUTION

When switched on, the instrument defaults to the last selected resolution.

To change the resolution press RANGE.



The instrument automatically changes its resolution to 1 degree when it passes the limit of the lower range ($\pm 200^{\circ}\text{C}$).

LOW BATTERY DETECTION

When the battery is low the user is prompted by the appearance of the "V" symbol to replace the battery.



DISPLAY CODE GUIDE

Display	Description
-1.	The probe is not connected to the instrument or the reading is out of range
V	Weak battery, needs to be replaced
°C	The instrument is reading in the Centigrade scale

CALIBRATION

All Hanna Instruments thermometers have been accurately pre-calibrated at the factory.

It is generally recommended to have all thermometers recalibrated at least once a year.

For an accurate annual recalibration, contact your nearest Hanna Service Center.

7

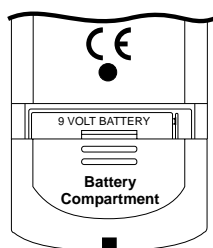
BATTERY REPLACEMENT

When the battery is low the user is warned by the "V" symbol on the instrument's display. Replace the battery immediately.



Battery replacement must only take place in a non hazardous area using the battery types specified in this instruction manual (see page 7).

Remove the battery compartment cover on the rear of the meter and replace the 9V battery with a new one. Make sure the battery contact is tight before putting the cover back.



SLIDE OFF

5

8

SHOCKPROOF RUBBER BOOTS

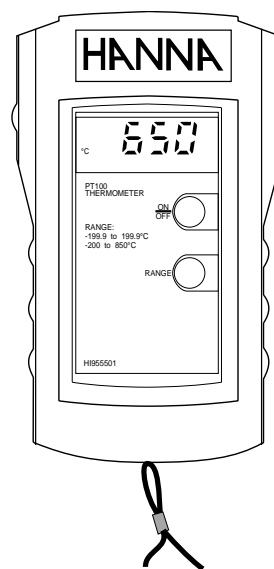
These rubber boots are specially made to prolong the life of your instruments and to prevent damages due to accidental falls.

They measure 155 x 90 x 45 mm (6.1x3.5x1.8") and are available in two different colors:

HI935BTY = orange colored

HI935BTB = blue colored.

Select the proper color according to your preference.

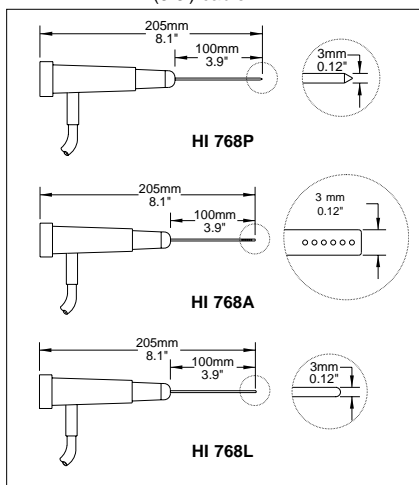


6

ACCESSORIES

PT 100 Probes

- HI768A** Air probe, with 1 m (3.3') cable
HI768L General purpose **liquid** probe, with 1 m (3.3') cable
HI768P **Penetration** probe with 1 m (3.3') cable



Other accessories:

- BATT9/P** 9V battery (10 pcs)
BORG Soft carrying case measuring 150x90x30mm
HI935BTY Yellow rubber boot measuring 155 x 90 x 45 mm
HI935BTB Blue rubber boot measuring 155 x 90 x 45 mm
MANPT100R1 Instruction manual

WARRANTY

All Hanna Instruments **meters are warranted for two years** against defects in workmanship and materials when used for their intended purpose and maintained according to instructions.

The probes are warranted for a period of six months.

This warranty is limited to repair or replacement free of charge.

Damages due to accident, misuse, tampering or lack of prescribed maintenance are not covered.


If service is required, contact the dealer from whom you purchased the instrument. If under warranty, report the model number, date of purchase, serial number and the nature of the failure. If the repair is not covered by the warranty, you will be notified of the charges incurred. If the instrument is to be returned to Hanna Instruments, first obtain a Returned Goods Authorization Number from the Customer Service department and then send it with shipment costs prepaid. When shipping any instrument, make sure it is properly packaged for complete protection.

To validate your warranty, fill out and return the enclosed warranty card within 14 days from the date of purchase.

All rights are reserved. Reproduction in whole or in part is prohibited without the written consent of the copyright owner.

Hanna Instruments reserves the right to modify the design, construction and appearance of its products without advance notice.

CE DECLARATION OF CONFORMITY


DECLARATION OF CONFORMITY

We

Hanna Instruments Srl
V.le delle industrie 12
35010 Ronchi di Villafranca (PD)
ITALY

herewith certify that the thermometer

HI 955501

has been tested and found to be in compliance with the following regulations:

IEC 801-2	Electrostatic Discharge
IEC 801-3	RF Radiated
EN 55022	Radiated, Class B

Date of Issue: 13-03-1996

D. Volpato - Engineering Manager
On behalf of
Hanna Instruments S.r.l.

Recommendations for Users

Before using this product, make sure that it is entirely suitable for the environment in which it is used.

Operation of this instrument in residential area could cause unacceptable interferences to radio and TV equipments, requiring the operator to take all necessary steps to correct interferences.

Any variation introduced by the user to the supplied equipment may degrade the instrument's EMC performance.

To avoid electrical shock, do not use this instrument when voltages at the measurement surface exceed 24VAC or 60 VDC.

To avoid damages or burns, do not perform any measurement in microwave ovens.

9

MANPTI00R1
05/96